

ST-P-OM OPTICAL SMOKE DETECTOR 12-24V

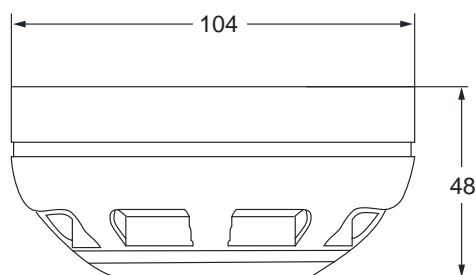


TECHNICAL DATA

Operating voltage:	12-24V DC
Operating current:	approx. 0,05 mA
Alarm current:	approx. 50 mA
Detector head:	White PC with metal net around the chamber
Base:	White PC
External LED output:	6V - 20 mA
Operating temperature:	-10°C to 55°C
Max humidity:	95% RH
Fire alarm indication:	Red LED
Approvals:	According to EN54-7
Weight:	Ca 180g, incl. base
Protection:	Base IP22

DIMENSIONS

(mm)



Mounting: 2 screws off M4

ORDERING EXAMPLE

Article code	Description
ST-P-OM/I	Smoke detector head optical
STB-4SE-12VR	Relay base for smoke detectors
STB-4SE-12VRL	Relay base for smoke detectors with closed-circuit relay
STB-4SE-24VR	Relay base for smoke detectors
STB-4SE-24VRL	Relay base for smoke detectors with closed-circuit relay
STB-4SE-R/330	Base for smoke detectors ST-x 24V, deep with 330 Ohm resistor

GENERAL INFORMATION

The optical detector gives an early warning of a starting fire.

The detecting chamber contains an emitter and a receiver. Normally the pulsed light-ray from the emitter does not reach the receiver. When smoke particles enter the chamber they will reflect the light-ray onto the receiver and alarm is obtained. The alarm is indicated by a red LED on the detector, and the alarm status continuous until manual reset is made on the control unit. In operating position, the emitter is pulsing every 8 second to maintain a low monitoring current.

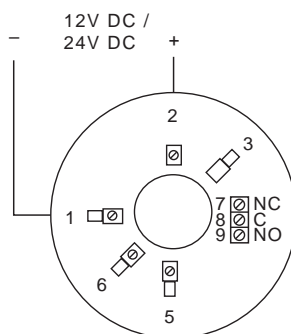
The detector design provides strong immunity to air velocities, contamination and RF interference.

The detector module fits into the base by means of the bayonet principle, enabling easy mountage of the detector.

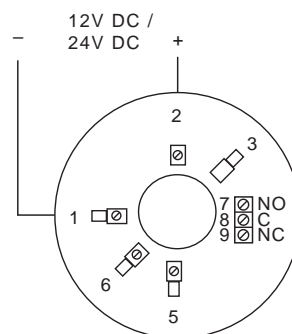
If the detector is contaminated, it will gradually go into an alarm position. In order to avoid nuisance alarms, the detector module ought to be cleaned once per year.

WIRING DIAGRAM

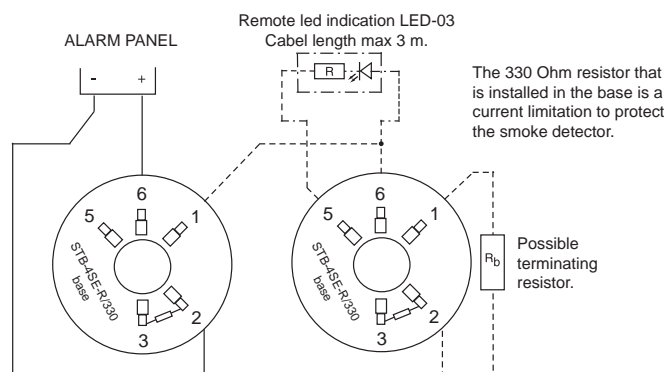
BASE WITH RELAY (VR)



BASE WITH CLOSED-CIRCUIT RELAY (VRL)



When installing ST-P-OM to a fire alarm panel without a current limitation circuit, use the smoke detector base STB-4SE-R/330. See figure below.



The base is provided with a resistor, 330 Ohm, which will limit the current in the loop to different models of fire alarm panels. The 330 Ohm resistor should not be taken away.