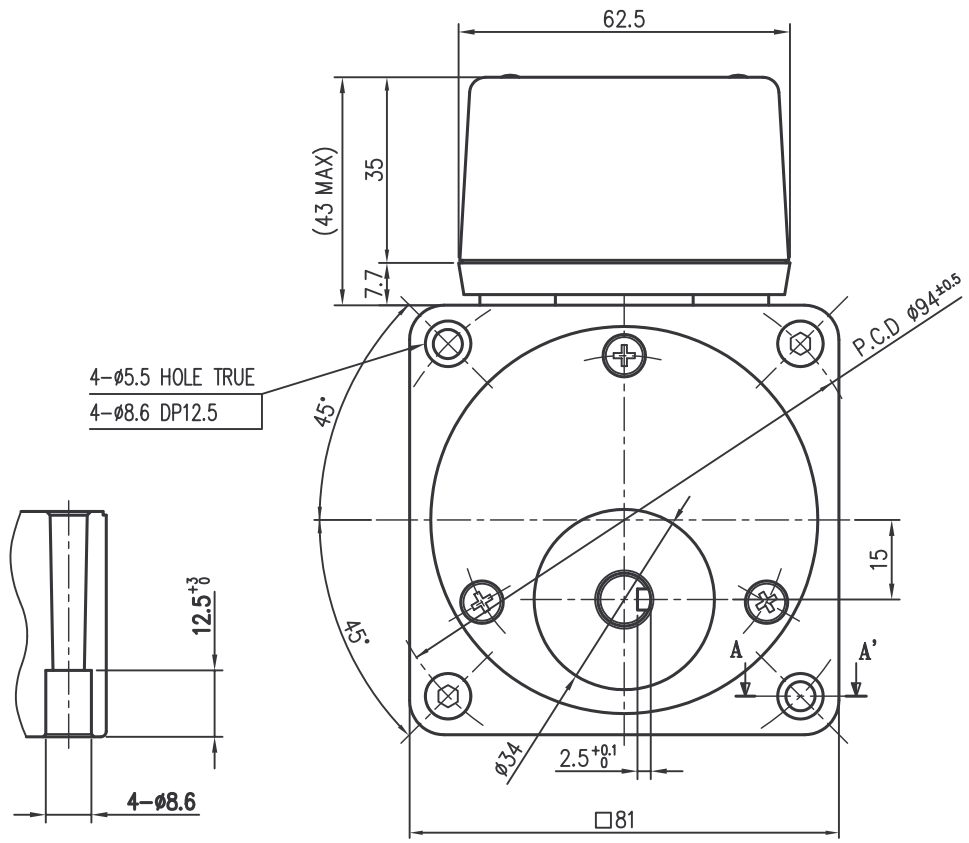

SECTION A-A' (S=1/1)

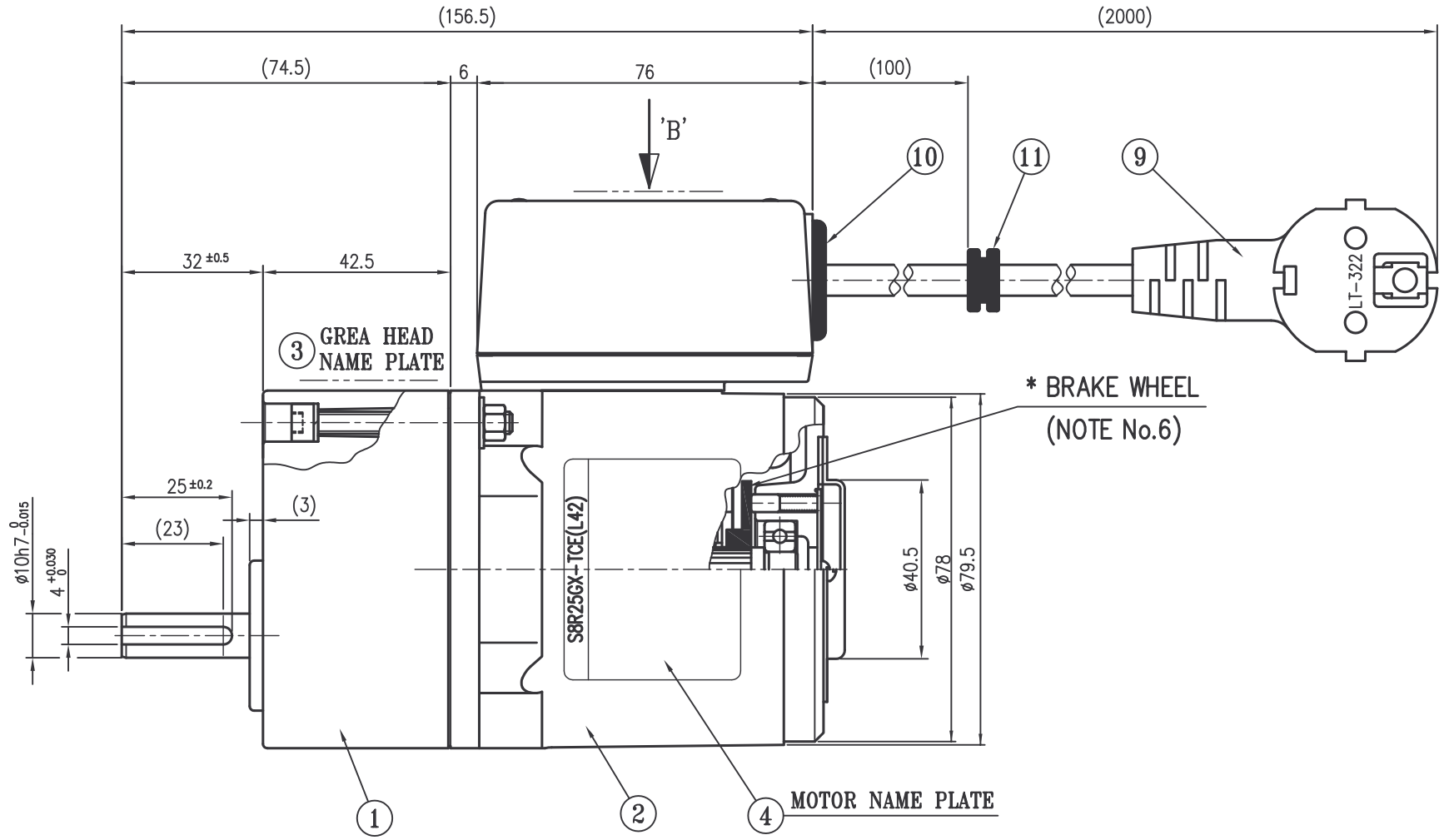

CONNECTION DIAGRAM

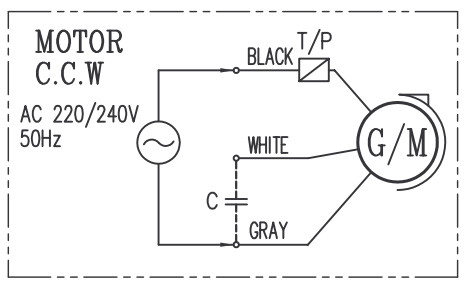

DATE CODE

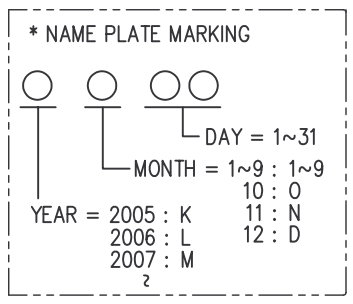

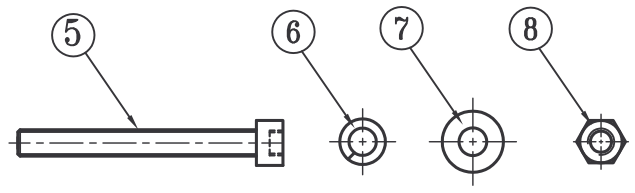

SCREW SET

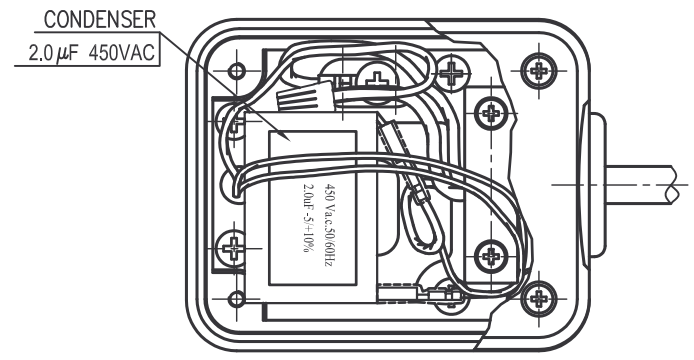

VIEW 'B'

No	PARTS NAME	MATERIAL	Q'ty	DESCRIPTION	REMARK
11	SEAL 'B'	NBR	1	ø7-ø14	
10	SEAL 'A'	NBR	1	ø7-ø27	
9	POWER CABLE		1	L2000	
8	⬡ NUT	SWRM18	4	M5	BLACK
7	WASHER	SWRM18	4	M5	BLACK
6	SPRING WASHER	SWRM18	4	M5	BLACK
5	SOCKET HEAD SCREW	SWRM18	4	M5*L45	BLACK
4	MOTOR NAME PLATE	TETRON SILVER 50μm	1	50*40	
3	GEAR HEAD NAME PLATE	TETRON SILVER 50μm	1	48*24	
2	MOTOR ASS'Y		1	S8R25GX-TCE(L42)	
1	GEAR HEAD ASS'Y		1	S8KA200B-L33	

NOTE

1. TYPE : GEARED MOTOR ASS'Y
2. POWER : AC 220~240V 50Hz
3. RATIO : 1/200 (4th)
4. ROTATION : 1) MOTOR : C.C.W (VIEW FROM OUTSHAFT END)
   2) GEAR BOX : C.C.W (VIEW FROM OUTSHAFT END)
5. END PLAY GEAR BOX : 0~0.5mm
6. BRAKE WHEEL MATERIAL : STAINLESS STEEL

△			
△			
△			
날 짜 DATE	서 명 SIGN	변 경 내 용 NOTE	변 경 이 유 REVISION

재 질 MATERIAL		표 면 처 리 SURFACE FINISH		척 도 SCALE	N/S	공 차 TOLERANCE	±
제 도 DRAWN	설 계 DESIGN	검 도 CHECK	승 인 APPR.	도 명 NAME	GEARED MOTOR ASS'Y		
B.J.KIM 2005.06.01					S8L42L33-L43		
SPG Co., Ltd.				작 성 일 DATE	2005.06.01	도 번 DWG NO.	A-58-0023-00