

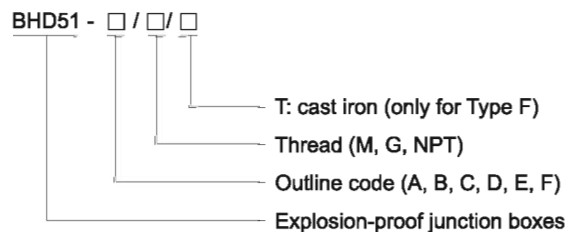


### Junction Boxes







#### BHD51 Series Explosion-proof Junction Boxes

- ◆ Explosion protection to
  - CENELEC
  - IEC
  - NEC
- ◆ Can be used in
  - Zone 1 and Zone 2
  - Zone 21 and Zone 22
  - Class I, Zone 1 and Zone 2
  - Class I, Division 1, Groups A, B, C, D
- ◆ Six types: A, B, C, D, E, F.
- ◆ Type A, B, C, D, E in copper-free aluminium only; Type F in copper-free aluminium or cast iron.

#### ■ Catalogue number logic



#### Selection table

Type/Ordering code	Schematic diagram	Weight (kg)	
BHD51-A/M20 x 1.5	Type A 	0.70	
BHD51-A/M25 x 1.5			
BHD51-B/M20 x 1.5	Type B 	0.70	
BHD51-B/M25 x 1.5			
BHD51-C/M20 x 1.5	Type C 	0.70	
BHD51-C/M25 x 1.5			
BHD51-D/M20 x 1.5	Type D 	0.70	
BHD51-D/M25 x 1.5			
BHD51-E/M20 x 1.5	Type E 	0.70	
BHD51-E/M25 x 1.5			
BHD51-F/M25 x 1.5	Type F 	Copper-free aluminium	0.80
		Cast iron	2.10

## Zones 1&2; 21&22





**Technical data**

**Explosion-proof junction boxes     BHD51-□/□/□**

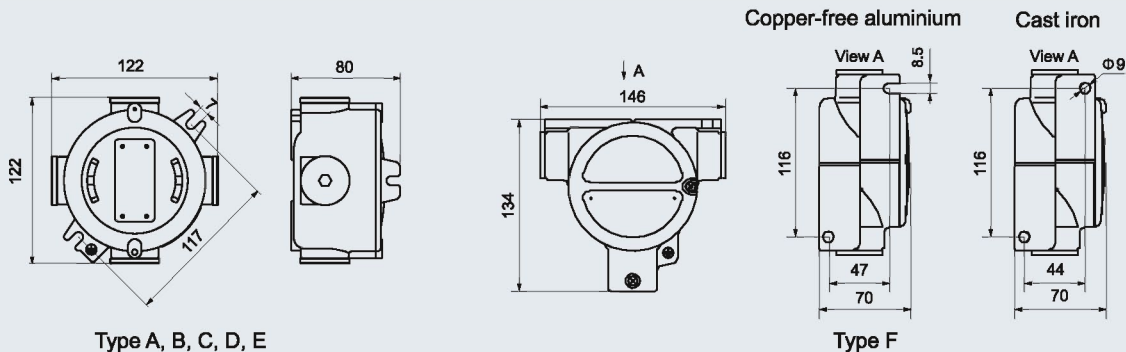
<b>Explosion protection</b>	⚠ II 2 G Ex d IIC T6 Gb ⚠ II 2 D Ex t IIIC T80°C Db IP66
Gas explosion protection	
Dust explosion protection	
<b>Certificates</b>	LCIE 11 ATEX 3005; IECEx QCM 11.0022X; POCC CN.Г Ъ05.B03637(Russia); FM(USA)
<b>Conformity to standards</b>	EN 60079-0:2009, EN 60079-1:2007, EN 60079-31:2009 IEC 60079-0:2007, IEC 60079-1:2007, IEC 60079-31:2008
<b>Enclosure material</b>	Copper-free aluminium or cast iron; powder coated surface
<b>Enclosure colour</b>	Yellow (RAL1021)
<b>Exposed fastener</b>	Stainless steel
<b>Rated current</b>	20A
<b>Rated voltage</b>	Max. 500V AC
<b>Terminal data</b>	
Number	6 terminals (Type A-E), 4 terminals (Type F)
Cable cross section	0.2~2.5mm <sup>2</sup>
<b>Degree of protection</b>	IP66
<b>Ambient temperature</b>	-60°C~+55°C
<b>Cable entries</b>	Standard M□ x 1.5 plug G□ plug or NPT□ plug on request
<b>Cable gland(optional)</b>	DQM-II (Ex d) or DQM-III (Ex d) is recommended. Please see P7/20~25.
<b>Main application</b>	Type A-E are used for wiring or branching; Type F is used as accessory for pendant pole type or ceiling type light fittings.

**Terminals**

Description	Illustration	Number	Ordering code	Weight (kg)	Note
Terminal		6	30008	0.10	For Type A, B, C, D, E
Terminal block		4	30009	0.10	For Type F



**Dimension drawings (all dimensions in mm) - subject to alteration**



**Application instruction:**

1. Type F (copper-free aluminium) is used as mounting accessory for light fittings BAD61-125, BAD81, BAD, BDD81, BAD85 etc.
2. Type F (cast iron) is used as mounting accessory for light fittings BAD61-250, BAD61-400, etc.