

Datasheet - CSS-T

Accessories SD interface / SD junction boxes M12



☒ Preferred typ



(Minor differences between the printed image and the original product may exist!)

- Accessories for series-wiring with serial diagnostics
- for Sensors

Ordering details

Product type description	CSS-T
Article number	101190026
Strobe lamp	4030661355894
eCl@ss	27-27-24-91

Global Properties

Permanent light	T-Adapter
Connector	1 x Connector, 5-pole 2 x Coupling, 5- and 8-poles
Design	T-adapter
Weight	33
Recommended combinations	Sensors
notice	For the wiring, M12 cable extensions can be used. The voltage drop (due to the cable length, cable section, voltage drop per sensor) should be taken into account, as it reduces the maximum number of safety sensors and interlocks with SD interface that can be wired in series.

Mechanical data

termination	M12
Bolting device	Screw locking

Ambient conditions

Ambient temperature	
- Min. environmental temperature	-25
- Max. environmental temperature	+70

Electrical data

Rated operating voltage	30
Operating current	2 A
Fuse rating for the operating voltage	2 A

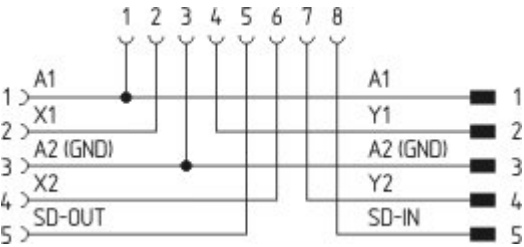
Dimensions

Dimensions	
- Width	23.5
- Height	15
- Length	56

notice

With the CSS-T T-adapter, CSS sensors can be daisy-chained.

Diagram



Note Diagram

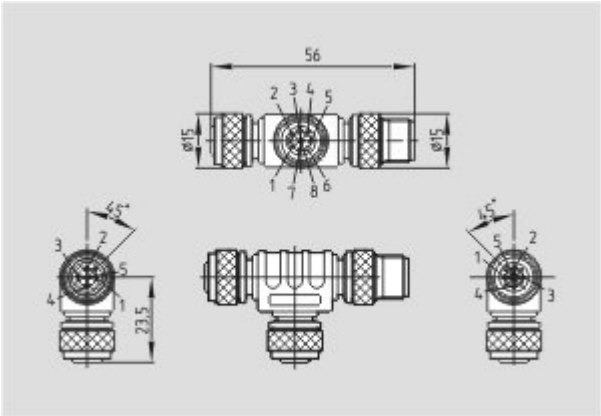
- positive break NC contact
- active
- no active
- Normally-open contact
- Normally-closed contact

Documents

Mounting and wiring instructions (de, en) 143 kB, 19.01.2018

Code: mrl_cstp01_de-en

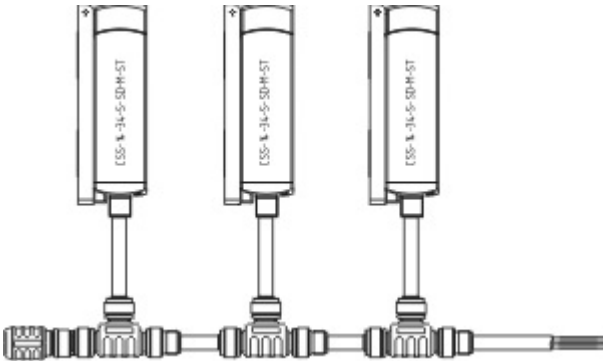
Images



Dimensional drawing (miscellaneous)



Detail photo



Wiring diagram

System components

Connector



V-SK8M12

- Interconnector
- 8-pole